

New Student Application, PreK-8



Brief Index

- [Getting to registration from website](#)
- [Creating account](#)
- [Entering Student Information](#)
- [Marking Special Education](#)
- [Entering comments](#)
- [Entering Student's Household information](#)
- [Entering Prior School Info](#)
- [Selecting Student's Grade Level](#)
- [Entering Education Plan](#)
 - [Typical subjects for plan](#)
 - ["OTHER" button if curriculum not listed](#)
 - [Scrolling down to see lines for more courses](#)
- [Reviewing Terms and Conditions](#)
- [Submitting application](#)
- [Applying for more students](#)
- [Finishing application\(s\)](#)
- [Entering payment information](#)



1 Click hamburger menu button.



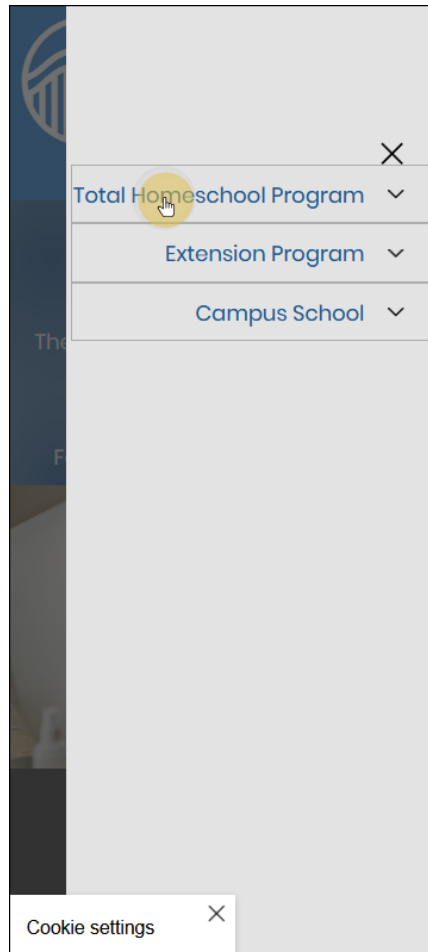
Yes, that's actually the name for these three-line menu buttons!

[Go to Index](#)



2 Click "Total Homeschool Program."

[Go to Index](#)



3 Click "Register Now" button.

[Go to Index](#)



4 Under "Create Account," click to enter email, and create and enter a password.



You'll need this information to login, so keep it in a safe, accessible place.

[Go to Index](#)

The screenshot shows the Gateway Christian Schools Parent Portal. At the top is the logo and name. Below is the 'Parent Portal Login' section with fields for 'Email' and 'Password', a 'Show Password' link, a blue 'Login' button, and a 'Forgot Password?' link. Below that is the 'Create Account - New Family' section with fields for 'Email', 'Password', and 'Re-Enter Password', and a green 'Create new account' button. At the bottom, there is a red warning message: 'If you are having difficulties accessing your account, please DO NOT START A NEW ACCOUNT. Call or email us, and we will assist you. (901-454-1606; info@gatewaychristianschools.com)'. Below the warning, it says 'Supported Browsers are Microsoft Edge, Google Chrome, Apple Safari'.

This is a close-up of the 'Create Account - New Family' section. The 'Email' field contains 'momsample@email.com'. The 'Password' field is highlighted with a yellow circle and a hand cursor icon. The 'Re-Enter Password' field is empty. Below the fields is a green 'Create new account' button.



Create Account - New Family

momsample@email.com

●●●●●●●●

Re-Enter Password

Create new account

5 Click "Create new account" button.

[Go to Index](#)

GATEWAY
CHRISTIAN SCHOOLS

Parent Portal Login

Email

Password

Show Password

Login

Forgot Password?

Create Account - New Family

momsample@email.com

●●●●●●●●

●●●●●●●●

Create new account

If you are having difficulties accessing your account, please
DO NOT START A NEW ACCOUNT. Call or email us, and we
will assist you. (901-454-1606;
info@gatewaychristianschools.com)

Supported Browsers are Microsoft Edge, Google Chrome, Apple
Safari



6 Click to enter student's First Name.

[Go to Index](#)

**Gateway Christian Schools -
New Student Application**

Application Status


Saved

School Year

2025-26

Student Information

First Name



Middle Name

Last Name

Status

New Student

DOB

Age

Gender

Special Ed?

☐

Phone Number



7 Click to enter student's Middle Name



If student has no middle name, please type N/A for "Not Applicable."

[Go to Index](#)

**Gateway Christian Schools -
New Student Application**

Application Status

Saved

School Year

2025-26

Student Information

First Name

Samantha

Middle Name

|

Last Name

Status

New Student

DOB

Age

Gender

Special Ed?

Phone Number



8 Click to enter student's Last Name

[Go to Index](#)

**Gateway Christian Schools -
New Student Application**

Application Status

Saved

School Year

2025-26

Student Information

First Name

Samantha

Middle Name

Test

Last Name

|

Status

New Student

DOB

Age

Gender

Special Ed?

Phone Number





9 Click to enter student's date of birth



Enter date in this format: mm/dd/yyyy

[Go to Index](#)

Age will be automatically calculated and entered by the system.

Student Information		
First Name		
Samantha		
Middle Name		
Test		
Last Name		
Sample		
Status		
New Student		
DOB	Age	Gender
		
Special Ed?	<input type="checkbox"/>	
Phone Number		
Alternate number		
Email		
momsample@email.com		
Parent's Comment		
Add Note		



10 Click to open menu and select correct gender.

[Go to Index](#)

Student Information

First Name

Samantha

Middle Name

Test

Last Name


Sample

Status

New Student

DOB

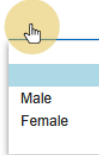
04/14/2014



Age

11

Gender



Special Ed?

☐

Phone Number

Alternate number

Email


momsample@email.com

Parent's Comment

Add Note

DOB


04/14/2014



Age

11

Gender



Special Ed?

☐

Phone Number



11 Click check box if student is a Special Ed student.



In our program, Special Ed means the student is **UNABLE** to work at grade level. Even if the student has a diagnosed difficulty or an IEP, they are **NOT** special ed in our program if they'll be doing their studies at grade level.

[Go to Index](#)

Student Information			
First Name			
Samantha			
Middle Name			
Test			
Last Name			
Sample			
Status			
New Student			
DOB	Age	Gender	
04/14/2014	11	Female	
Special Ed?	<input checked="" type="checkbox"/>		
Phone Number			
Alternate number			
Email			
momsample@email.com			
Parent's Comment			
Add Note			



12 Click "Special Ed Description"



Required if special ed is checked.

[Go to Index](#)

Student Information		
First Name		
Samantha		
Middle Name		
Test		
Last Name		
Sample		
Status		
New Student		
DOB	Age	Gender
04/14/2014 <input type="checkbox"/>	11	Female
Special Ed? <input checked="" type="checkbox"/>	Special Ed Description	
Phone Number		
Alternate number		
Email		
momsample@email.com		
Parent's Comment		
Add Note		



13 Click in popup box to enter more information.



Include information like the student's diagnoses, disabilities, other special needs, actual grade level of school work, etc.

[Go to Index](#)

Student Information

First Name

Samantha

Middle Name

Test

Last Name

S

S

S

N

D

O

Special Ed?

☒

Special Ed Description

Phone Number

Alternate number

Email

momsample@email.com

Parent's Comment

Add Note

More Info

Autism. Still working with speech therapist.
Schoolwork at 3rd grade level.



14 Click next line to enter primary Phone Number.

[Go to Index](#)

Student Information

First Name

Samantha

Middle Name

Test

Last Name

More Info

Autism. Still working with speech therapist.
Schoolwork at 3rd grade level.

S

S

N

D

O-

Special Ed? ☒ Special Ed Description

Phone Number

Alternate number

Email

momsample@email.com

Parent's Comment

Add Note




15 Click to enter Alternate phone number



This is optional

[Go to Index](#)

Student Information		
First Name		
Samantha		
Middle Name		
Test		
Last Name		
Sample		
Status		
New Student		
DOB	Age	Gender
04/14/2014 <input type="checkbox"/>	11	Female
Special Ed?	<input checked="" type="checkbox"/>	Special Ed Description
Phone Number		
901-101-1001		
Alternate number		
		
Email		
momsample@email.com		
Parent's Comment		
Add Note		



16 Scroll down and click to enter comments about family and/or student.



This is optional.

[Go to Index](#)

Alternate number
662-626-6226
Email
momsample@email.com
Parent's Comment
Add Note
Student's Household
(Please list ONLY parents, step-parents, or guardians IN THE HOME)
Full Name of Parent/Guardian 1
Do you have a High School Degree or GED?
<input type="radio"/> Yes <input type="radio"/> No
Full Name of Parent/Guardian 2
Do you have a High School Degree or GED?
<input type="radio"/> Yes <input type="radio"/> No
Mailing Address



17 Click in popup box and enter any notes.

[Go to Index](#)

Alternate number

662-626-6226

Email

momssample@email.com

Parent's Comment

Add Note

Enter Note for Student

Husband and passed away. Grandmother is helping me
with preschool!

☐ Yes ☐ No

Mailing Address



18 Click outside of popup box to close it.

[Go to Index](#)

Alternate number

662-626-6226

Email

momsample@email.com

Parent's Comment

Add Note

Enter Note for Student

Husband passed away. Grandmother is helping me
homeschool!

☐ Yes ☐ No

Mailing Address




19 Click to enter name of Parent/Guardian 1



Typically, this is the parent most involved in the homeschooling.

[Go to Index](#)

Alternate number
662-626-6226
Email
momsample@email.com
Parent's Comment
Husband passed away. Grandmother is
Student's Household (Please list ONLY parents, step-parents, or guardians IN THE HOME)
Full Name of Parent/Guardian 1

Do you have a High School Degree or GED?
<input type="radio"/> Yes <input type="radio"/> No
Full Name of Parent/Guardian 2
Do you have a High School Degree or GED?
<input type="radio"/> Yes <input type="radio"/> No
Mailing Address



20

Click the correct bubble to indicate high school education of parent/guardian 1.

[Go to Index](#)

Alternate number
662-626-6226
Email
momsample@email.com
Parent's Comment
Husband passed away. Grandmother is
Student's Household
(Please list ONLY parents, step-parents, or guardians IN THE HOME)
Full Name of Parent/Guardian 1
Mom L. Sample
Do you have a High School Degree or GED?
<input checked="" type="radio"/> Yes <input type="radio"/> No
Full Name of Parent/Guardian 2
Do you have a High School Degree or GED?
<input type="radio"/> Yes <input type="radio"/> No
Mailing Address



21 Scroll down and click to enter name of Parent/Guardian 2.

[Go to Index](#)

Student's Household

(Please list ONLY parents, step-parents, or guardians IN THE HOME)


Full Name of Parent/Guardian 1

Mom L. Sample

Do you have a High School Degree or GED?

☒ Yes ☐ No

Full Name of Parent/Guardian 2



Do you have a High School Degree or GED?

☐ Yes ☐ No

Mailing Address

City

State

Zip

County

Country

USA



22

Click the correct bubble to indicate high school education of parent/guardian 2.

[Go to Index](#)

Student's Household
(Please list ONLY parents, step-parents, or guardians IN THE HOME)

Full Name of Parent/Guardian 1

Mom L. Sample

Do you have a High School Degree or GED?

☒ Yes ☐ No

Full Name of Parent/Guardian 2

Grandma L. Amot

Do you have a High School Degree or GED?

☐ Yes ☒ No

Mailing Address

CityStateZip

County

Country

USA



23 Scroll down and click to enter street address.

[Go to Index](#)


Full Name of Parent/Guardian 2

Grandma L. ~~Amot~~

Do you have a High School Degree or GED?

☐ Yes ☒ No

Mailing Address



City

State

Zip

County

Country

USA

Prior School Info (if applicable)

School Name


Mailing Address

Phone



24 Click to enter City.


[Go to Index](#)

Full Name of Parent/Guardian 2		
Grandma L. Amot		
Do you have a High School Degree or GED?		
<input type="radio"/> Yes <input checked="" type="radio"/> No		
Mailing Address		
1234 Letter Ln.		
City	State	Zip
	▼	
County		
Country		
USA		
Prior School Info (if applicable)		
School Name		
Mailing Address		
Phone		



25 Click to open menu for tate.

[Go to Index](#)

Full Name of Parent/Guardian 2		
Grandma L. Amot		
Do you have a High School Degree or GED?		
<input type="radio"/> Yes <input checked="" type="radio"/> No		
Mailing Address		
1234 Letter Ln.		
City	State	Zip
Memphis		
County		
Country		
USA		
Prior School Info (if applicable)		
School Name		
Mailing Address		
Phone		



26 To scroll down in menu, click in middle of blank area at bottom.



Continue clicking until state you need is visible in menu.

[Go to Index](#)

Full Name of Parent/Guardian 2
Grandma L. ~~Amot~~

Do you have a High School Degree or GED?
☐ Yes ☒ No

Mailing Address
1234 Letter Ln.

City State Zip
Memphis

County

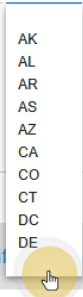
Country
USA

Prior School Info (if applicable)

School Name

Mailing Address

Phone



A dropdown menu for selecting a state is open, showing a list of state abbreviations: AK, AL, AR, AS, AZ, CA, CO, CT, DC, and DE. A yellow circle with a hand cursor icon is positioned over the bottom of the dropdown menu, indicating where to click to scroll down.



27 Click correct state abbreviation.

[Go to Index](#)

Full Name of Parent/Guardian 2

Grandma L. ~~Amot~~

Do you have a High School Degree or GED?

☐ Yes ☒ No

Mailing Address

1234 Letter Ln.

City State Zip

Memphis

County

Country

USA

Prior School Info (if available)

School Name

Mailing Address


Phone

OH
OK
OR
PA
PR
PW
RI
SC
SD
TN



28 Click to enter Zip code


[Go to Index](#)

Full Name of Parent/Guardian 2		
Grandma L. Amot		
Do you have a High School Degree or GED?		
<input type="radio"/> Yes <input checked="" type="radio"/> No		
Mailing Address		
1234 Letter Ln.		
City	State	Zip
Memphis	TN	
County		
Country		
USA		
Prior School Info (if applicable)		
School Name		
Mailing Address		
Phone		



29 Click to open menu for County.

[Go to Index](#)

Full Name of Parent/Guardian 2		
Grandma L. Amot		
Do you have a High School Degree or GED?		
<input type="radio"/> Yes <input checked="" type="radio"/> No		
Mailing Address		
1234 Letter Ln.		
City	State	Zip
Memphis	TN	38122
County		
		
Country		
USA		
Prior School Info (if applicable)		
School Name		
Pinewood Elementary		
Mailing Address		
4321 School St.		
Phone		
901-111-1111		



30 To scroll down in menu, click in middle of blank area at bottom.



Continue clicking until your county is visible in menu.

[Go to Index](#)

Full Name of Parent/Guardian 2		
Grandma L. Amot		
Do you have a High School Degree or GED?		
<input type="radio"/> Yes <input checked="" type="radio"/> No		
Mailing Address		
1234 Letter Ln.		
City	State	Zip
Memphis	TN	38122
County		
<div>Outside Tennessee</div> <div>Alcorn</div> <div>Anderson</div> <div>Applying</div> <div>Attala</div> <div>Baldwin</div> <div>Bedford</div> <div>Benton</div> <div>Bledsoe</div> <div>Blount</div>		
Mailing Address		
4321 School St.		
Phone		
901-111-1111		



31 Click to select correct county.



If you're not in Tennessee, click "Outside Tennessee."

[Go to Index](#)

Full Name of Parent/Guardian 2		
Grandma L. Amot		
Do you have a High School Degree or GED?		
<input type="radio"/> Yes <input checked="" type="radio"/> No		
Mailing Address		
1234 Letter Ln.		
City	State	Zip
Memphis	TN	38122
County		
<div><div>Rhea</div><div>Roane</div><div>Robertson</div><div>Rockdale</div><div>Rutherford</div><div>Scott</div><div>Sequatchie</div><div>Sevier</div><div>Shelby</div><div>Simpson</div></div>		
Mailing Address		
4321 School St.		
Phone		
901-111-1111		




32 Scroll down and click to enter Prior School Information.



Enter this information only if student is transferring from another school this year.

[Go to Index](#)

Provide as much information as you can. Email and fax are especially helpful.

Prior School Info (if applicable)
School Name

Mailing Address
Phone
Email
Fax
Date of withdrawal
Education Plan
Student's Grade Level
School Year
2025-26



School Name

Starry Sky Elementary

Mailing Address

|

Phone

Email

Fax

Date of withdrawal

School Name

Starry Sky Elementary

Mailing Address

4321 School St. Memphis, TN 38111

Phone

Email

Fax

Date of withdrawal



School Name

Starry Sky Elementary

Mailing Address

4321 School St.

Phone

901-111-1111

Email

Fax

Date of withdrawal

School Name

Starry Sky Elementary

Mailing Address

4321 School St.

Phone

901-111-1111

Email

records@pinewoodlmem.org

Fax

Date of withdrawal



33 Scroll down, click to open menu, and select correct Grade Level.



This is the grade that you're applying for.

[Go to Index](#)

901-222-2222
Date of withdrawal
Education Plan
Student's Grade Level
School Year
2025-26
Subjects (Courses)
Type here to add a Course
Curriculum



Student's Grade Level

Pre-K

Kindergarten

1st

2nd

3rd

4th

5th

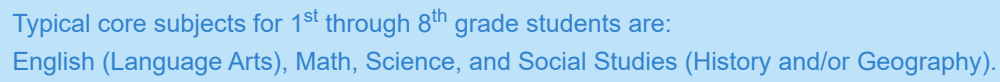
6th

7th

8th



34



[Go to Index](#)

Education Plan

Student's Grade Level

6th

School Year

2025-26

Subjects (Courses)

Type here to add a Course

Curriculum



[Go to Index](#)

Education Plan	
Student's Grade Level	6th
School Year	2025-26
Subjects (Courses)	
English	
Curriculum	▼



36 Click to select correct curriculum.



If material isn't listed, click the "Other" button and type in the curriculum. If book(s), please provide title and author/publisher.

[Go to Index](#)

The screenshot shows a mobile application interface for an 'Education Plan'. At the top, there's a header 'Education Plan'. Below it, a section 'Student's Grade Level' is visible. The main part of the screen displays a list titled 'Approved Curriculum List'. The list contains several entries: 'A Beka', 'ACE (AKA: Paces, School of Tomorrow, Accelerated Christian Education)', 'Alpha Omega (Horizons)', 'Alpha Omega (LifePac)', 'Alpha Omega (Monarch)', 'Apologia', 'Beautiful Feet', 'Berean Builders', 'Bob Jones University Press (BJU or BJUP)', and 'Christian Liberty Press (CLP)'. A yellow circle highlights the 'ACE' entry, and a cursor is pointing at it. At the bottom of the list, there are two buttons: 'OTHER' and 'CANCEL'.

Approved Curriculum List
A Beka
ACE (AKA: Paces, School of Tomorrow, Accelerated Christian Education)
Alpha Omega (Horizons)
Alpha Omega (LifePac)
Alpha Omega (Monarch)
Apologia
Beautiful Feet
Berean Builders
Bob Jones University Press (BJU or BJUP)
Christian Liberty Press (CLP)

OTHER CANCEL



37 Click checkboxes to select semesters.



K-8 core subjects are typically year-long courses, so applications for those grade levels should select both fall and spring semester boxes (if enrolling at the beginning of the year).

[Go to Index](#)

To skip detailed instructions on entering each subject, go to [Step #48](#).

For specific questions, see below.

Typical subjects for plan: [Step #35](#)

"OTHER" button if curriculum not listed: [Step #27](#)

Scrolling down to see lines for more courses: [Step #45](#)

Education Plan

Student's Grade Level

6th

School Year

2025-26

Subjects (Courses)

English

ACE (AKA: Paces, School of Tomorrow, Accelerated Christian Education) ✕

☒ Fall ☐ Spring

Type here to add a Course

Curriculum ▼



Subjects (Courses)

English

ACE (AKA: Paces, School of Tomorrow, Accelerated Christian Education) ✕

☒ Fall ☒ Spring

Type here to add a Course

Curriculum ▼

38 Click to enter name of next Subject (Course).



A line for another course is automatically added each time you complete one.

[Go to Index](#)

Education Plan

Student's Grade Level

6th

School Year

2025-26

Subjects (Courses)

English

ACE (AKA: Paces, School of Tomorrow, Accelerated Christian Education) ✕

☒ Fall ☒ Spring

Type here to add a Course

Curriculum ▼



39 Click to open menu for Curriculum/teaching materials and select correct curriculum.

[Go to Index](#)

Education Plan

Student's Grade Level

6th

School Year

2025-26

Subjects (Courses)

English

ACE (AKA: Paces, School of Tomorrow, Accelerated Christian Education) ✕

☒ Fall ☒ Spring

Math

Curriculum ✕



Approved Curriculum List

A Beka

ACE (AKA: Paces, School of Tomorrow, Accelerated Christian Education)

Alpha Omega (Horizons)

Alpha Omega (LifePac)

Alpha Omega (Monarch)

Apologia

Beautiful Feet

Berean Builders

Bob Jones University Press (BJU or BJUP)

Christian Liberty Press (CLP)

OTHER

CANCEL



40 Click checkboxes to select semesters.

[Go to Index](#)

[Education Plan](#)

Student's Grade Level

6th

School Year

2025-26

Subjects (Courses)

English

ACE (AKA: Paces, School of Tomorrow, Accelerated Christian Education) ✕

☒ Fall ☒ Spring

Math

ACE (AKA: Paces, School of Tomorrow, Accelerated Christian Education) ✕

☒ Fall ☐ Spring

Type here to add a Course

Curriculum ▼

Subjects (Courses)

English

ACE (AKA: Paces, School of Tomorrow, Accelerated Christian Education) ✕

☒ Fall ☒ Spring

Math

ACE (AKA: Paces, School of Tomorrow, Accelerated Christian Education) ✕

☒ Fall ☐ Spring

Type here to add a Course

Curriculum ▼



41 Click to enter name of next Subject (Course).

[Go to Index](#)

Education Plan

Student's Grade Level

6th

School Year

2025-26

Subjects (Courses)

English

ACE (AKA: Paces, School of Tomorrow, Accelerated Christian Education) ✕

☒ Fall ☒ Spring

Math

ACE (AKA: Paces, School of Tomorrow, Accelerated Christian Education) ✕

☒ Fall ☒ Spring

Type here to add a Course

Curriculum ▼



42

Click to open menu for Curriculum/teaching materials and select correct curriculum.

[Go to Index](#)

Education Plan	
Student's Grade Level	
6th	
School Year	
2025-26	
Subjects (Courses)	
English	
ACE (AKA: Paces, School of Tomorrow, Accelerated Christian Education)	✕
<input checked="" type="checkbox"/> Fall <input checked="" type="checkbox"/> Spring	
Math	
ACE (AKA: Paces, School of Tomorrow, Accelerated Christian Education)	✕
<input checked="" type="checkbox"/> Fall <input checked="" type="checkbox"/> Spring	
Science	
Curriculum	▼



Approved Curriculum List	
A Beka	
ACE (AKA: Paces, School of Tomorrow, Accelerated Christian Education)	
Alpha Omega (Horizons)	
Alpha Omega (LifePac)	
Alpha Omega (Monarch)	
Apologia	
Beautiful Feet	
Berean Builders	
Bob Jones University Press (BJU or BJUP)	
Christian Liberty Press (CLP)	
OTHER	CANCEL



43 Click checkboxes to select semesters.

[Go to Index](#)

Education Plan

Student's Grade Level

6th

School Year

2025-26

Subjects (Courses)

English

ACE (AKA: Paces, School of Tomorrow, Accelerated Christian Education) ✕

☒ Fall ☒ Spring

Math

ACE (AKA: Paces, School of Tomorrow, Accelerated Christian Education) ✕

☒ Fall ☒ Spring

Science

ACE (AKA: Paces, School of Tomorrow, Accelerated Christian Education) ✕

☐ Fall ☐ Spring

Subjects (Courses)

English

ACE (AKA: Paces, School of Tomorrow, Accelerated Christian Education) ✕

☒ Fall ☒ Spring

Math

ACE (AKA: Paces, School of Tomorrow, Accelerated Christian Education) ✕

☒ Fall ☒ Spring

Science

ACE (AKA: Paces, School of Tomorrow, Accelerated Christian Education) ✕

☒ Fall ☐ Spring



44 Scroll down in the Subjects (Courses) box to view new line.



Use the scroll box on the side or the scroll gesture on your screen to move down inside this Subjects (Courses) section.

[Go to Index](#)

Education Plan

Student's Grade Level

6th

School Year

2025-26

Subjects (Courses)

Math

ACE (AKA: Paces, School of Tomorrow, Accelerated Christian Education) ✕

☒ Fall ☒ Spring

Science

ACE (AKA: Paces, School of Tomorrow, Accelerated Christian Education) ✕

☒ Fall ☒ Spring

Type here to add a Course

Curriculum ▼



45 Click to enter name of next Subject (Course).

[Go to Index](#)

Education Plan	
Student's Grade Level	
6th	
School Year	
2025-26	
Subjects (Courses)	
Math	
ACE (AKA: Paces, School of Tomorrow, Accelerated Christian Education)	✕
<input checked="" type="checkbox"/> Fall <input checked="" type="checkbox"/> Spring	
Science	
ACE (AKA: Paces, School of Tomorrow, Accelerated Christian Education)	✕
<input checked="" type="checkbox"/> Fall <input checked="" type="checkbox"/> Spring	
Type here to add a Course	
Curriculum	▼



46 Click to open menu for Curriculum/teaching materials and select correct curriculum.

[Go to Index](#)

Education Plan

Student's Grade Level

6th

School Year

2025-26

Subjects (Courses)

Math

ACE (AKA: Paces, School of Tomorrow, Accelerated Christian Education) ✕

☒ Fall ☒ Spring

Science

ACE (AKA: Paces, School of Tomorrow, Accelerated Christian Education) ✕

☒ Fall ☒ Spring

Social Studies

Curriculum ✕



Approved Curriculum List	
A Beka	
ACE (AKA: Paces, School of Tomorrow, Accelerated Christian Education)	
Alpha Omega (Horizons)	
Alpha Omega (LifePac)	
Alpha Omega (Monarch)	
Apologia	
Beautiful Feet	
Berean Builders	
Bob Jones University Press (BJU or BJUP)	
Christian Liberty Press (CLP)	
OTHER	CANCEL



47 Click checkboxes to select semesters.

[Go to Index](#)

Education Plan

Student's Grade Level

6th

School Year

2025-26

Subjects (Courses)

Math

ACE (AKA: Paces, School of Tomorrow, Accelerated Christian Education) ✕

☒ Fall ☒ Spring

Science

ACE (AKA: Paces, School of Tomorrow, Accelerated Christian Education) ✕

☒ Fall ☒ Spring

Social Studies

ACE (AKA: Paces, School of Tomorrow, Accelerated Christian Education) ✕

☒ Fall ☐ Spring

Subjects (Courses)

Math

ACE (AKA: Paces, School of Tomorrow, Accelerated Christian Education) ✕

☒ Fall ☒ Spring

Science

ACE (AKA: Paces, School of Tomorrow, Accelerated Christian Education) ✕

☒ Fall ☒ Spring

Social Studies

ACE (AKA: Paces, School of Tomorrow, Accelerated Christian Education) ✕

☒ Fall ☐ Spring




48

[Go to Index](#)

2025-26

Subjects (Courses)


Science

ACE (AKA: Paces, School of Tomorrow, Accelerated Christian Education) 

☒ Fall
 ☒ Spring

✗


Social Studies

ACE (AKA: Paces, School of Tomorrow, Accelerated Christian Education) 

☒ Fall
 ☒ Spring

✗

Type here to add a Course

Curriculum 

Payment is required in order for application to be accepted. Please make payment when you have submitted applications for all students you want to enroll today. Use the "Pay Total Now" button on the next screen.

Terms & Conditions:



49 Read Terms and Conditions. If you accept, click checkbox for Accept.

[Go to Index](#)

Payment is required in order for application to be accepted. Please make payment when you have submitted applications for all students you want to enroll today. Use the "Pay Total Now" button on the next screen.

Terms & Conditions:

Families enrolling with Gateway Christian Schools should be Christians, attend church, obey all pertinent laws, and adhere to Christian morality and conduct as defined in the Bible. Because home-educating parents/guardians are considered to be teachers of our Christian school, we reserve the right to dismiss or to refuse enrollment to parents, guardians, or students who do not adhere to biblical, Christian standards.

By clicking SUBMIT, I understand that I am agreeing to the above Terms & Conditions.

☐ Accept Terms & Conditions

CANCEL SUBMIT



50 Click "SUBMIT" button.

[Go to Index](#)

Payment is required in order for application to be accepted. Please make payment when you have submitted applications for all students you want to enroll today. Use the "Pay Total Now" button on the next screen.

Terms & Conditions:

Families enrolling with Gateway Christian Schools should be Christians, attend church, obey all pertinent laws, and adhere to Christian morality and conduct as defined in the Bible. Because home-educating parents/guardians are considered to be teachers of our Christian school, we reserve the right to dismiss or to refuse enrollment to parents, guardians, or students who do not adhere to biblical, Christian standards.

By clicking SUBMIT, I understand that I am agreeing to the above Terms & Conditions.

☒ **Accept Terms & Conditions**

CANCEL

SUBMIT



51 Click "Yes" to submit application.

[Go to Index](#)

Payment is required in order for application to be accepted. Please make payment when you have submitted applications for all students you want to enroll today. Use the "Pay Total Now" button on the next screen.

Submit Application

Are you sure you would like to Submit this Application?

Teachers of our Christian School, we reserve the right to dismiss or to refuse enrollment to parents, guardians, or students who do not adhere to biblical, Christian standards.

By clicking SUBMIT, I understand that I am agreeing to the above Terms & Conditions.

☒ **Accept Terms & Conditions**



52 If you have more student(s) to register, click "Next Student" button.



To register just one student, or after the last application, click "Pay Now" button. See link below to instructions.

[Go to Index](#)

To finish all applications, skip to: [Step #54](#)

Payment is required in order for application to be accepted. Please make payment when you have submitted applications for all students you want to enroll today. Use the "Pay Total Now" button on the next screen.

Pay Now

Are you ready to pay or register next student?

[Next Student](#) [Pay Now](#)

Teachers of our Christian School, we reserve the right to dismiss or to refuse enrollment to parents, guardians, or students who do not adhere to biblical, Christian standards.

By clicking SUBMIT, I understand that I am agreeing to the above Terms & Conditions.

☒ **Accept Terms & Conditions**

[CANCEL](#) [SUBMIT](#)



53 Then click "Add Student" to begin an application for another NEW student.

[Go to Index](#)

GATEWAY
CHRISTIAN SCHOOLS

Students

[Pay \\$100 Now](#) [My Students](#) [+ Add Student](#)

Sample, Samantha

[Info](#) [Courses](#) [Grades](#) [Docs](#)

School Year **2025-26** Grade **6th**

[Application Submitted](#)

Subject	Curriculum/ Materials
English	ACE (AKA: Paces, - - - - -)
<input checked="" type="checkbox"/> Fall <input checked="" type="checkbox"/> Spring	
Math	ACE (AKA: Paces, - - - - -)
<input checked="" type="checkbox"/> Fall <input checked="" type="checkbox"/> Spring	
Science	ACE (AKA: Paces, - - - - -)
<input checked="" type="checkbox"/> Fall <input checked="" type="checkbox"/> Spring	
Social Studies	ACE (AKA: Paces, - - - - -)
<input checked="" type="checkbox"/> Fall <input checked="" type="checkbox"/> Spring	



54 If you've submitted all applications and are ready to pay, Click "Pay Now."



Payment is the final step to complete all registrations.



If you have more students, click "Next Student" button and repeat the above process until all students have applications. See link below to instructions.

[Go to Index](#)

To submit applications for additional students, go to Step #52.

The screenshot shows a mobile application interface. At the top, it says "Total Credits 6.5". Below this, there is a message: "Payment is required in order for application to be accepted. Please make payment when you have submitted applications for all students you want to enroll today. Use the 'Pay Total Now' button on the next screen." Below the message is a modal titled "Pay Now" with the question "Are you ready to pay or register next student?". There are two buttons: "Next Student" and "Pay Now". A hand icon is pointing at the "Pay Now" button. Below the modal, there is a paragraph: "By clicking SUBMIT, I understand that I am agreeing to the above Terms & Conditions." followed by a checked checkbox and the text "Accept Terms & Conditions". At the bottom right, there is a "SUBMIT" button.



55 Check details, and then click "PAY" button.



Check that all students are listed and total is correct.

[Go to Index](#)

\$100 for first student and \$20 for each additional student.

Application Payment

First Name	Last Name	Charge
Samantha	Sample	\$100.00
Jake	Sample	\$20.00

Total Amount Due \$120.00

[CANCEL](#) [PAY](#)

Health ☒ Fall ☒ Spring ☐ Summer Total Health by 0.5



56 Click to enter Name on Card.

[Go to Index](#)

The screenshot shows the 'Students' page of the Gateway Christian Schools website. A modal titled 'Application Payment' is open, prompting the user to 'Enter your Payment Details'. The modal contains several input fields: 'Name on Card', 'Card Number', 'Card Expiration Date' (with a placeholder 'MM/YYYY'), 'Security Code', and 'Zip Code'. A yellow circle highlights the 'Name on Card' field. Below the input fields, it states 'Total Amount Due \$120.00' and 'Visa, MasterCard, Discover accepted'. At the bottom of the modal are 'CANCEL' and 'SUBMIT PAYMENT' buttons. The background page shows a navigation bar with 'Pay \$120 Now', 'My Students', and 'Add Student' buttons, and a 'Health' section with checkboxes for 'Fall', 'Spring', and 'Summer'.



57 Click to enter Card Number.



Enter number without any spaces or dashes. (e.g. 1234123412341234)

[Go to Index](#)

The screenshot shows the 'Students' page of the Gateway Christian Schools website. A modal titled 'Application Payment' is open, prompting the user to 'Enter your Payment Details'. The modal contains the following fields and information:

- Name on Card:** A text input field containing 'Mom Sample'.
- Card Number:** A text input field with a yellow circle and a hand cursor icon over it, indicating where to click to enter the card number.
- Card Expiration Date:** A text input field with the placeholder 'MM/YYYY'.
- Security Code:** A text input field.
- Zip Code:** A text input field.
- Total Amount Due:** Displayed as '\$120.00'.
- Accepted Cards:** A note stating 'Visa, MasterCard, Discover accepted'.
- Buttons:** 'CANCEL' and 'SUBMIT PAYMENT'.

Below the modal, a 'Health' section is partially visible, showing checkboxes for 'Fall', 'Spring', and 'Summer', with 'Fall' and 'Spring' selected. A 'Total Health by' dropdown menu is also visible, currently set to '0.5'.



58 Click to enter Card Expiration Date.



Make sure you enter date with 4-digit year. This format: mm/yyyy

[Go to Index](#)

GATEWAY CHRISTIAN SCHOOLS Students

Pay \$120 Now My Students Add Student

Sample Info

Application Payment

Enter your Payment Details

Name on Card Mom Sample

Card Number 123321123321

Card Expiration Date MM/YYYY

Security Code

Zip Code

Total Amount Due \$120.00

Visa, MasterCard, Discover accepted

CANCEL SUBMIT PAYMENT

Health Total Health by

☒ Fall ☒ Spring ☐ Summer 0.5



59 Click to enter card Security Code.

[Go to Index](#)

GATEWAY
CHRISTIAN SCHOOLS

Students

Pay \$120 Now My Students Add Student

Sample Info

Application Payment

Enter your Payment Details

Name on Card Mom Sample

Card Number 123321123321

Card Expiration Date 08/2028

Security Code

Zip Code

Total Amount Due \$120.00

Visa, MasterCard, Discover accepted

CANCEL SUBMIT PAYMENT

Health Total Health by

☒ Fall ☒ Spring ☐ Summer 0.5



60 Click to enter Zip Code associated with card.

[Go to Index](#)

GATEWAY
CHRISTIAN SCHOOLS

Students

Pay \$120 Now My Students Add Student

Sample Info

Application Payment

Enter your Payment Details

Name on Card Mom Sample

Card Number 123321123321

Card Expiration Date 08/2028

Security Code 123

Zip Code

Total Amount Due \$120.00

Visa, MasterCard, Discover accepted

CANCEL SUBMIT PAYMENT

Health Total Health by

☒ Fall ☒ Spring ☐ Summer 0.5



61 Click "Submit Payment" to pay.

[Go to Index](#)

GATEWAY
CHRISTIAN SCHOOLS

Students

Pay \$120 Now My Students Add Student

Sample, Jake

Application Payment

Enter your Payment Details

Name on Card Mom Sample

Card Number 123321123321

Card Expiration Date 08/2028

Security Code 123

Zip Code 38122

Total Amount Due \$120.00

Visa, MasterCard, Discover accepted

CANCEL SUBMIT PAYMENT

Health Total Health by

☒ Fall ☒ Spring ☐ Summer 0.5




62 Congratulations! Your application is complete.





This is the home screen on your new Parent Portal.

[Go to Index](#)

GATEWAY
CHRISTIAN SCHOOLS

Students

My Students

Add Student

Sample, Samantha

Info

Courses

Grades

Docs

Personal Information

First Name

Samantha

Middle Name

Test

Last Name

Sample

Gender

Female

DOB

04/14/2014

Age

11

Status

Status

Submitted

Special Ed

☒

Sp Ed Note

Prior School

Sp Ed Desc

Note

Husband passed away.
Grandmother is helping me

Family Information

Parent Name 1

Mom L. Sample

Parent Name 2

Grandma L. Amot

