

# **Payment & Request for Diploma Reprint V10- 2025**



# Table of contents

1 Go to "Payment to Total Homeschool" Page on our website.	3
2 Scroll down to the "Partial Payment" section.	3
3 Click to open payment amount menu.	4
4 Click "Partial Payment C \$25.00 USD" to select correct payment amount.	4
5 Click to enter your full name (including middle) upon graduation.	5
6 Click blank under "Parent's Name."	5
7 Enter the description "diploma replacement."	6
8 Click "Add to Cart."	6
9 Check out with your PayPal account. Or Continue instructions to see how to pay without an account.	7
10 To pay without a PayPal account, click the gray "Check Out" button.	7
11 Click "Pay with Debit or Credit Card" button.	8
12 Click to enter your email address.	8
13 Click "Continue to Payment" button.	9
14 Click to enter your phone number.	9
15 Click to enter your card number.	10
16 Click to enter card's expiration date.	10
17 Click to enter card's security code.	11
18 Click to enter your first name.	11
19 Click to enter your last name	12
20 Click to enter your street address.	12
21 Click to select address from menu, or manually enter all address fields.	13
22 Click "Continue" button to pay.	13



## 1 Go to "Payment to Total Homeschool" Page on our website.

This the direct link to the website page: <https://www.gatewaychristianschools.com/pp-payment-to-total-homeschool>

**GATEWAY**  
CHRISTIAN SCHOOLS

Search...

Total Homeschool Program Extension Program Campus School

# PAYMENT TO TOTAL HOMESCHOOL

ALL payments go to the Total Homeschool Program. Money CANNOT be transferred, so be sure you are paying for the correct program.

Extension Program (with booklets and weekly testing) and Campus School (with daily attendance) ONLY accept payment in person.

Payment by itself does not result in enrollment. We must also receive your application in order to enroll a student. Please go to our home page [HERE](#) to register as a new family, or to login and re-register.

**Enrollment Payment**

First Student  
First Student \$100.00 USD ▼  
Student's Name  
Parent's Name

## 2 Scroll down to the "Partial Payment" section.

attendance) ONLY accept payment in person.

Payment by itself does not result in enrollment. We must also receive your application in order to enroll a student. Please go to our home page [HERE](#) to register as a new family, or to login and re-register.

**Enrollment Payment**

First Student  
First Student \$100.00 USD ▼  
Student's Name  
Parent's Name  
Add to Cart

Number of Additional Students  
One Additional Student \$20.00 USD ▼  
Students' Names  
Parent's Name  
Add to Cart

**Partial Payment**

Contact our office for details about Partial Payments.

Partial Payment  
Partial Payment A \$10.00 USD ▼  
Name of Student(s)  
Parent's Name  
Add to Cart

**Donate to Gateway Christian Schools**



### 3 Click to open payment amount menu.

The screenshot shows the 'Enrollment Payment' form. Under the 'Partial Payment' section, the dropdown menu is open, displaying options from 'Partial Payment A \$10.00 USD' to 'Partial Payment G \$60.00 USD'. A mouse cursor is pointing at 'Partial Payment C \$25.00 USD', which is highlighted in blue. The form also includes fields for 'First Student' and 'Number of Additional Students', each with an 'Add to Cart' button. At the bottom, there is a 'Donate to Gateway Christian Schools' section with a 'Donate' button.

### 4 Click "Partial Payment C \$25.00 USD" to select correct payment amount.

This screenshot is identical to the previous one, showing the 'Enrollment Payment' form with the 'Partial Payment' dropdown menu open. The mouse cursor is still pointing at 'Partial Payment C \$25.00 USD', which remains highlighted in blue. The form structure, including the 'Add to Cart' buttons and the 'Donate' section, is the same.



## 5 Click to enter your full name (including middle) upon graduation.



Enter maiden name if applicable.

**Enrollment Payment**

First Student  
First Student \$100.00 USD ▾  
Student's Name  
Parent's Name  
Add to Cart

Number of Additional Students  
One Additional Student \$20.00 USD ▾  
Students' Names  
Parent's Name  
Add to Cart

**Partial Payment**

Contact our office for details about Partial Payments.

Partial Payment  
Partial Payment C \$25.00 USD ▾  
Name of Student(s)  
Parent's Name  
Add to Cart

**Donate to Gateway Christian Schools**

Donate

## 6 Click blank under "Parent's Name."

**Enrollment Payment**

First Student  
First Student \$100.00 USD ▾  
Student's Name  
Parent's Name  
Add to Cart

Number of Additional Students  
One Additional Student \$20.00 USD ▾  
Students' Names  
Parent's Name  
Add to Cart

**Partial**

Contact ou Partial Payments.

Partial Pay  
Partial Pay  
Name of S  
My First M  
Parent's N...  
Add to Cart

**Donate to Gateway Christian Schools**

Donate



## 7 Enter the description "diploma replacement."

**Enrollment Payment**

First Student  
First Student \$100.00 USD ▾  
Student's Name  
Parent's Name  
**Add to Cart**

Number of Additional Students  
One Additional Student \$20.00 USD ▾  
Students' Names  
Parent's Name  
**Add to Cart**

**Partial Payment**

Contact our office for details about Partial Payments.

Partial Payment  
Partial Payment C \$25.00 USD ▾  
Name of Student(s)  
My First Middle Last Name  
Parent's Name  
diploma replacement  
**Add to Cart**

**Donate to Gateway Christian Schools**

**Donate**

## 8 Click "Add to Cart."

**Enrollment Payment**

First Student  
First Student \$100.00 USD ▾  
Student's Name  
Parent's Name  
**Add to Cart**

Number of Additional Students  
One Additional Student \$20.00 USD ▾  
Students' Names  
Parent's Name  
**Add to Cart**

**Partial Payment**

Contact our office for details about Partial Payments.

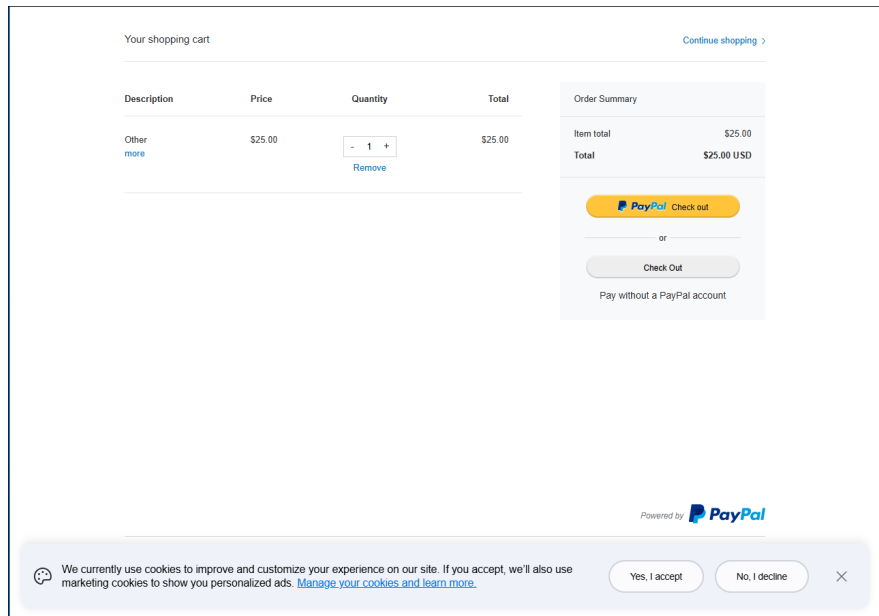
Partial Payment  
Partial Payment C \$25.00 USD ▾  
Name of Student(s)  
My First Middle Last Name  
Parent's Name  
diploma replacement  
**Add to Cart**

**Donate to Gateway Christian Schools**

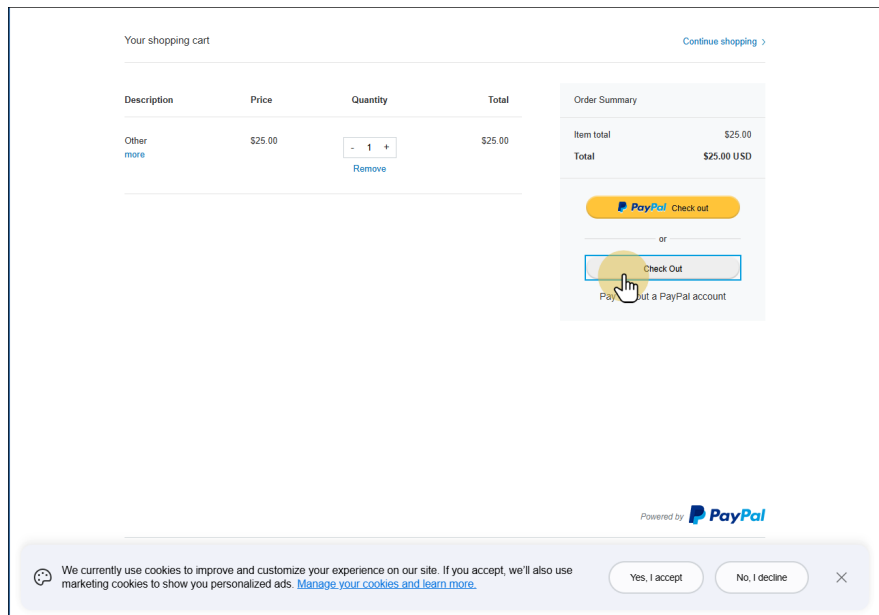
**Donate**



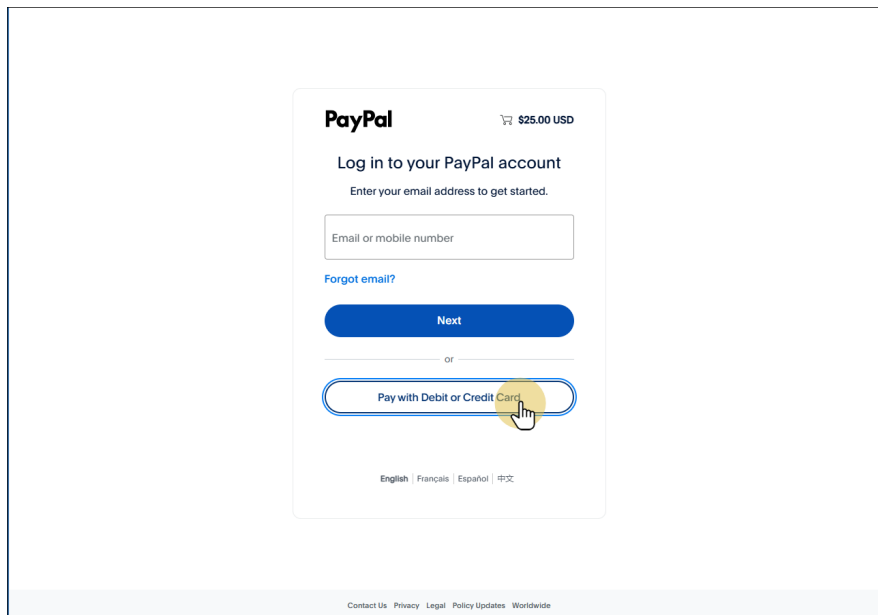
## 9 Check out with your PayPal account. Or Continue instructions to see how to pay without an account.



## 10 To pay without a PayPal account, click the gray "Check Out" button.

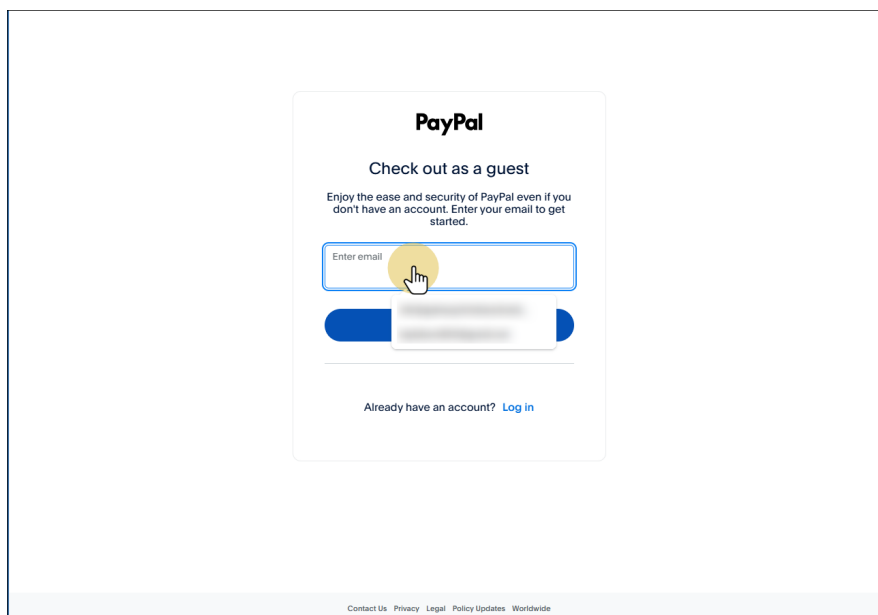


## 11 Click "Pay with Debit or Credit Card" button.



The screenshot shows the PayPal login interface. At the top, the PayPal logo is on the left and a shopping cart icon with "\$25.00 USD" is on the right. Below the logo, the text "Log in to your PayPal account" is displayed, followed by "Enter your email address to get started." There is a text input field labeled "Email or mobile number". Below the field is a link that says "Forgot email?". A blue "Next" button is positioned below the link. Below the "Next" button is the word "or". Below "or" is a button labeled "Pay with Debit or Credit Card", which is highlighted with a yellow circle and a hand cursor. At the bottom of the form, there are links for "English", "Français", "Español", and "中文". At the very bottom of the page, there are links for "Contact Us", "Privacy", "Legal", "Policy Updates", and "Worldwide".

## 12 Click to enter your email address.

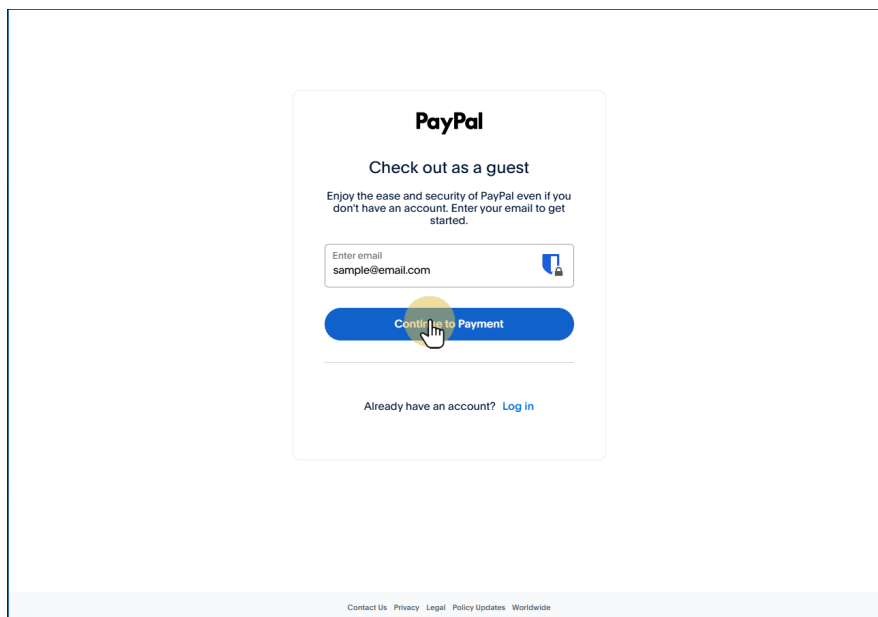


The screenshot shows the PayPal "Check out as a guest" page. At the top, the PayPal logo is centered. Below the logo, the text "Check out as a guest" is displayed, followed by "Enjoy the ease and security of PayPal even if you don't have an account. Enter your email to get started." There is a text input field labeled "Enter email", which is highlighted with a yellow circle and a hand cursor. Below the field is a blue button with a blurred label. Below the button is a link that says "Already have an account? Log in". At the very bottom of the page, there are links for "Contact Us", "Privacy", "Legal", "Policy Updates", and "Worldwide".



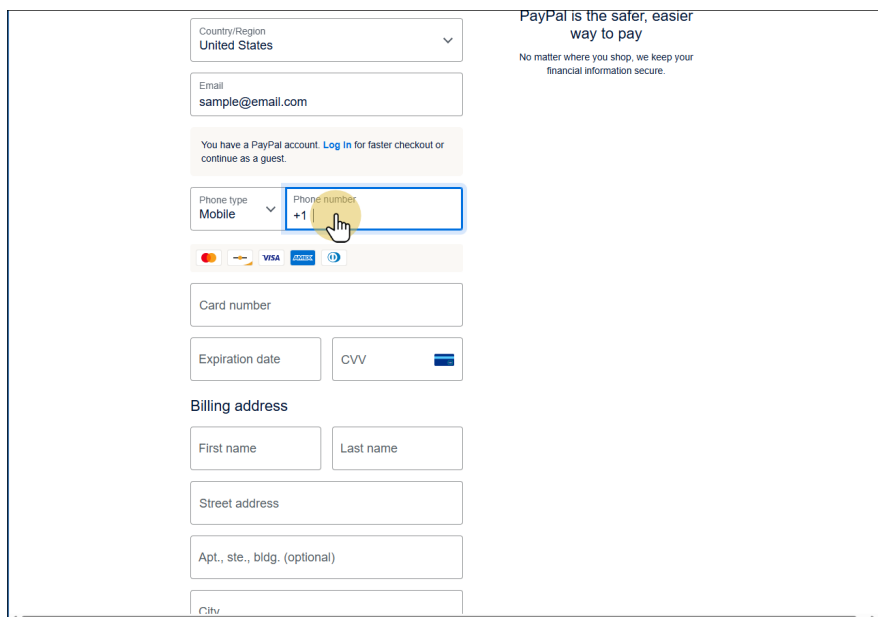


## 13 Click "Continue to Payment" button.



The image shows the PayPal checkout page for guest users. At the top, the PayPal logo is displayed. Below it, the text "Check out as a guest" is followed by a message: "Enjoy the ease and security of PayPal even if you don't have an account. Enter your email to get started." A text input field contains the email "sample@email.com". Below the input field is a blue button labeled "Continue to Payment", which is highlighted with a yellow circle and a hand cursor. At the bottom of the form, there is a link: "Already have an account? [Log in](#)". The footer contains links for "Contact Us", "Privacy", "Legal", "Policy Updates", and "Worldwide".

## 14 Click to enter your phone number.



The image shows the PayPal checkout page for guest users, focusing on the phone number input section. The "Country/Region" dropdown is set to "United States". The "Email" field contains "sample@email.com". A message states: "You have a PayPal account. [Log in](#) for faster checkout or continue as a guest." The "Phone type" dropdown is set to "Mobile". The "Phone number" input field is highlighted with a yellow circle and a hand cursor, showing a "+1" country code. Below the phone number field are icons for payment methods: Mastercard, Visa, American Express, and Discover. The "Card number" field is empty. The "Expiration date" and "CVV" fields are also empty. The "Billing address" section includes fields for "First name", "Last name", "Street address", "Apt., ste., bldg. (optional)", and "City".



## 15 Click to enter your card number.

Country/Region  
United States

Email  
sample@email.com

You have a PayPal account. [Log in](#) for faster checkout or continue as a guest.

Phone type  
Mobile

Phone number  
+1 (901) 111-1111

Card number

Expiration date

CVV

Billing address

First name

Last name

Street address

Apt., ste., bldg. (optional)

City

PayPal is the safer, easier way to pay  
No matter where you shop, we keep your financial information secure.

## 16 Click to enter card's expiration date.

continue as a guest.

Phone type  
Mobile

Phone number  
+1 (901) 111-1111

Card number  
1234 1234 1234 1234

⚠ Your card number isn't valid. Update the number and try again.

Expiration date

CVV

Billing address

First name

Last name

Street address

Apt., ste., bldg. (optional)

City

State

ZIP code



## 17 Click to enter card's security code.

continue as a guest.

Phone type: Mobile Phone number: +1 (901) 111-1111

Card number: 1234 1234 1234 1234

⚠ Your card number isn't valid. Update the number and try again.

Expiration date: 01 / 30 CVV: [Redacted]

Billing address

First name: [Redacted] Last name: [Redacted]

Street address: [Redacted]

Apt., ste., bldg. (optional): [Redacted]

City: [Redacted]

State: [Redacted]

ZIP code: [Redacted]

## 18 Click to enter your first name.

Card number: 1234 1234 1234 1234

⚠ Your card number isn't valid. Update the number and try again.

Expiration date: 01 / 30 CVV: 123

Billing address

First name: [Redacted] Last name: [Redacted]

Street address: [Redacted]

Apt., ste., bldg. (optional): [Redacted]

City: [Redacted]

State: [Redacted]

ZIP code: [Redacted]

☒ Shipping same as billing address

If your details match a PayPal account, we'll add this purchase to give you eligible benefits like Purchase Protection.



## 19 Click to enter your last name

Card number  
1234 1234 1234 1234

▲ Your card number isn't valid. Update the number and try again.

Expiration date  
01 / 30

CVV  
123

Billing address

First name  
First

Last name  
Last

Street address

Apt., ste., bldg. (optional)

City

State

ZIP code

☒ Shipping same as billing address

If your details match a PayPal account, we'll add this purchase to give you eligible benefits like Purchase Protection.

## 20 Click to enter your street address.

Card number  
1234 1234 1234 1234

▲ Your card number isn't valid. Update the number and try again.

Expiration date  
01 / 30

CVV  
123

Billing address

First name  
First

Last name  
Last

Street address

Start typing the first line of your address.

City

State

ZIP code

☒ Shipping same as billing address

If your details match a PayPal account, we'll add this purchase to give you eligible benefits like Purchase Protection.



## 21 Click to select address from menu, or manually enter all address fields.

Card number  
1234 1234 1234 1234

⚠ Your card number isn't valid. Update the number and try again.

Expiration date  
01 / 30

CVV  
123

Billing address

First name  
First

Last name  
Last

Street address

[Address list with a hand icon pointing to the first address]

powered by Google

☒ Shipping same as billing address

If your details match a PayPal account, we'll add this purchase to give you eligible benefits like Purchase Protection.

## 22 Click "Continue" button to pay.



Then send us your name, year of graduation, date of birth, and the address where you want us to send the diploma reprint. Thank you!  
Email: [info@gatewaychristianschools.com](mailto:info@gatewaychristianschools.com)

First Last

Street address

Apt., ste., bldg. (optional)

City

State

ZIP code  
19020

☒ Shipping same as billing address

If your details match a PayPal account, we'll add this purchase to give you eligible benefits like Purchase Protection.

By continuing, you confirm you're 18 years or older.

[Continue](#)

Have a PayPal account? [Log In](#)

Français Español 中文

Policies Legal Privacy © 1999 - 2025

